



The Intentional Pursuit of Male Student Wellness

Center for Higher Education Retention Excellence

Unlocking the Secret Society: Supporting Success for Men and Others

December 6, 2018


Gateway Community College

William Fothergill, MA, MSW, CPC, LPC
Associate Counselor

B.A.M.



William Fothergill 2018




Why is it important to conduct a workshop on Boys and Men?




Education and Health

DISPARITIES



For every 100 twelfth grade girls who engaged in a physical fight on school property 226 boys got into a fight. http://nces.ed.gov/programs/digest/d10/tables/dt10_171.asp

- For every 100 twelfth grade girls who had property stolen or deliberately damaged on school property 128 boys had the same experience.
http://nces.ed.gov/programs/digest/d10/tables/dt10_171.asp
- For every 100 twelfth grade girls who smoked cigarettes on school property 153 boys smoked.
http://nces.ed.gov/programs/digest/d10/tables/dt10_171.asp
- For every 100 twelfth grade girls who used smokeless tobacco on school property 844 boys did this.
http://nces.ed.gov/programs/digest/d10/tables/dt10_171.asp
- For every 100 twelfth grade girls who used alcohol on school property 148 boys used alcohol.
http://nces.ed.gov/programs/digest/d10/tables/dt10_171.asp
- For every 100 twelfth grade girls who used marijuana on school property 225 boys did.
http://nces.ed.gov/programs/digest/d10/tables/dt10_171.asp
- For every 100 twelfth grade girls who offered, sold or were given an illegal drug on school property 134 boys did the same. http://nces.ed.gov/programs/digest/d10/tables/dt10_171.asp
- For every 100 girls enrolled in high school there are 97 boys enrolled.
<http://www.census.gov/population/socdemo/school/cps2009/tab02-01.xls>



For every 100 twelfth grade girls who engaged in a physical fight on school property 226 boys got into a fight. http://nces.ed.gov/programs/digest/d10/tables/dt10_171.asp



**For every 100 twelfth grade girls
who used marijuana on school
property 225 boys did.**

http://nces.ed.gov/programs/digest/d10/tables/dt10_171.asp

- For every 100 girls enrolled in gifted and talented programs in public elementary and secondary schools there are 95 boys enrolled.

<http://www.census.gov/population/socdemo/school/cps2009/tab02-01.xls>

- For every 100 twelfth grade girls who had property stolen or deliberately damaged on school property 128 boys had the same experience.

http://nces.ed.gov/programs/digest/d10/tables/dt10_171.asp

- For every 100 twelfth grade girls who smoked cigarettes on school property 153 boys smoked.

http://nces.ed.gov/programs/digest/d10/tables/dt10_171.asp

- For every 100 twelfth grade girls who used smokeless tobacco on school property 844 boys did this.

http://nces.ed.gov/programs/digest/d10/tables/dt10_171.asp

- For every 100 twelfth grade girls who used alcohol on school property 148 boys used alcohol.


http://nces.ed.gov/programs/digest/d10/tables/dt10_171.asp

- For every 100 twelfth grade girls who used marijuana on school property 225 boys did.

http://nces.ed.gov/programs/digest/d10/tables/dt10_171.asp

- 
- **For every 100 twelfth grade girls who used marijuana on school property 225 boys did.**

http://nces.ed.gov/programs/digest/d10/tables/dt10_171.asp

- 
- For every 100 twelfth grade girls who offered, sold or were given an illegal drug on school property 134 boys did the same. http://nces.ed.gov/programs/digest/d10/tables/dt10_171.asp
 - For every 100 girls enrolled in high school there are 97 boys enrolled. <http://www.census.gov/population/socdemo/school/cps2009/tab02-01.xls>
 - For every 100 girls enrolled in gifted and talented programs in public elementary and secondary schools there are 95 boys enrolled. <http://www.census.gov/population/socdemo/school/cps2009/tab02-01.xls>
 - For every 100 girls who graduate from high school 96 boys graduate. (NCES, unpublished tabulation.)
 - For every 100 girls suspended from public elementary and secondary schools 215 boys are suspended. http://nces.ed.gov/programs/digest/d10/tables/dt10_169.asp
 - For every 100 girls expelled from public elementary and secondary schools 297 boys are expelled. http://nces.ed.gov/programs/digest/d10/tables/dt10_169.asp
 - For every 100 girls in grades 10 to 12 that drop out of high school 103 boys drop out of high school. http://nces.ed.gov/programs/digest/d10/tables/dt10_169.asp



**For every 100 girls suspended
from public elementary and
secondary schools 215 boys are
suspended.**

http://nces.ed.gov/programs/digest/d10/tables/dt10_169.asp



**For every 100 girls expelled from
public elementary and secondary
schools 297 boys are expelled.**

http://nces.ed.gov/programs/digest/d10/tables/df10_169.asp



Special Education

- For every 100 girls diagnosed with a special education disability 217 boys are diagnosed with a special education disability. <http://www.iteachilearn.com/uh/meisgeier/statsgov20gender.htm>
- For every 100 girls diagnosed with a learning disability 276 boys are diagnosed with a learning disability. <http://www.iteachilearn.com/uh/meisgeier/statsgov20gender.htm>
- For every 100 girls diagnosed with emotional disturbance 324 boys are diagnosed with emotional disturbance. <http://www.iteachilearn.com/uh/meisgeier/statsgov20gender.htm>
- For every 100 girls diagnosed with a speech impairment 147 boys are similarly diagnosed. <http://www.iteachilearn.com/uh/meisgeier/statsgov20gender.htm>
- For every 100 girls diagnosed with mental retardation 138 boys are diagnosed as mentally retarded. <http://www.iteachilearn.com/uh/meisgeier/statsgov20gender.htm>
- For every 100 girls diagnosed with visual impairment 125 boys are visually impaired. <http://www.iteachilearn.com/uh/meisgeier/statsgov20gender.htm>

- 
- **For every 100 girls diagnosed with emotional disturbance 324 boys are diagnosed with emotional disturbance.**

<http://www.iteachilearn.com/uh/meisgeier/statsgov20gender.htm>

- 
- **For every 100 girls diagnosed with a learning disability 276 boys are diagnosed with a learning disability.**

<http://www.iteachilearn.com/uh/meisgeier/statsgov20gender.htm>

- For every 100 girls diagnosed with deafness 120 boys have deafness. <http://www.iteachilearn.com/uh/meisgeier/statsgov20gender.htm>
- For every 100 girls with other health impairment 127 boys have other health impairment. <http://www.iteachilearn.com/uh/meisgeier/statsgov20gender.htm>
- For every 100 girls with multiple disabilities 189 boys have multiple disabilities. <http://www.iteachilearn.com/uh/meisgeier/statsgov20gender.htm>
- For every 100 girls that are deaf/blind 98 boys are deaf/blind. <http://www.iteachilearn.com/uh/meisgeier/statsgov20gender.htm>

Disabilities

- For every 100 girls 6 to 14 years old with other developmental disability 212 boys have other developmental disability. <http://www.census.gov/prod/2006pubs/p70-107.pdf>
- For every 100 girls 6 to 14 years old with other developmental condition 129 boys have other developmental condition. <http://www.census.gov/prod/2006pubs/p70-107.pdf>
- For every 100 girls 6 to 14 years old with a developmental disability or condition 142 boys have a developmental disability or condition. <http://www.census.gov/prod/2006pubs/p70-107.pdf>

- 
- **For every 100 girls 6 to 14 years old with other developmental disability 212 boys have other developmental disability.**

<http://www.census.gov/prod/2006pubs/p70-107.pdf>



Higher Education


- For every 100 women enrolled in college there are 78 men enrolled.
<http://www.census.gov/population/socdemo/school/cps2009/tab01-01.xls>
- For every 100 women enrolled in the first year of college there are 84 men enrolled.
<http://www.census.gov/population/socdemo/school/cps2009/tab01-01.xls>
- For every 100 women enrolled in the second year of college there are 78 men enrolled.
<http://www.census.gov/population/socdemo/school/cps2009/tab01-01.xls>
- For every 100 women enrolled in the third year of college there are 77 men enrolled.
<http://www.census.gov/population/socdemo/school/cps2009/tab01-01.xls>
- For every 100 women enrolled in the fourth year of college there are 81 men enrolled.
<http://www.census.gov/population/socdemo/school/cps2009/tab01-01.xls>
- For every 100 women enrolled in the fifth year of college there are 65 men enrolled.
<http://www.census.gov/population/socdemo/school/cps2009/tab01-01.xls>

- 
- **For every 100 women enrolled in college there are 78 men enrolled.**

<http://www.census.gov/population/socdemo/school/cps2009/tab01-01.xls>

- 
- **For every 100 women enrolled in the fifth year of college there are 65 men enrolled.**

<http://www.census.gov/population/socdemo/school/cps2009/tab01-01.xls>

- 
- For every 100 women enrolled in the sixth year or more of college there are 70 men enrolled. <http://www.census.gov/population/socdemo/school/cps2009/tab01-01.xls>
 - For every 100 American women who earn an associate's degree from college 61 American men earn the same degree. http://nces.ed.gov/programs/digest/d10/tables/dt10_281.asp
 - For every 100 American women who earn a bachelor's degree from college 75 American men earn a bachelor's degree. http://nces.ed.gov/programs/digest/d10/tables/dt10_286.asp
 - For every 100 American women who earn a master's degree from college 66 American men earn the same degree. http://nces.ed.gov/programs/digest/d10/tables/dt10_286.asp
 - For every 100 American women who earn a first-professional degree 104 American men earn a first-professional degree. http://nces.ed.gov/programs/digest/d10/tables/dt10_291.asp
 - For every 100 American women who earn a doctor's degree from college 91 American men earn the same degree. http://nces.ed.gov/programs/digest/d10/tables/dt10_291.asp

- 
- **For every 100 American women who earn a master's degree from college 66 American men earn the same degree.**

http://nces.ed.gov/programs/digest/d10/tables/dt10_286.asp

Educational Attainment

- For every 100 women ages 25 to 29 years who have at least an associate's degree from college 86 men have at least an associate's degree from college.

<http://www.census.gov/hhes/socdemo/education/data/cps/2009/Table1-01.xls>

- For every 100 women ages 25 to 29 years who have at least a bachelor's degree 83 men have at least a bachelor's degree.

<http://www.census.gov/hhes/socdemo/education/data/cps/2009/Table1-01.xls>

- For every 100 women ages 25 to 29 years who have at least a master's degree 69 men have at least a master's degree. <http://www.census.gov/hhes/socdemo/education/data/cps/2009/Table1-01.xls>

- For every 100 women ages 25 to 29 years who have at least a professional degree 84 men have at least a professional degree.

<http://www.census.gov/hhes/socdemo/education/data/cps/2009/Table1-01.xls>


- For every 100 women ages 25 to 29 years who have a doctorate degree 80 men have a doctorate degree. <http://www.census.gov/hhes/socdemo/education/data/cps/2009/Table1-01.xls>

- 
- **For every 100 women ages 25 to 29 years who have a doctorate degree 80 men have a doctorate degree.**

<http://www.census.gov/hhes/socdemo/education/data/cps/2009/Table1-01.xls>

Other Indicators

- For every 100 females ages 15 to 19 that commit suicide 549 males in the same range kill themselves. http://www.cdc.gov/nchs/data/dvs/LCWK1_2002.pdf
- For every 100 females ages 20 to 24 that commit suicide 624 males of the same age kill themselves. http://www.cdc.gov/nchs/data/dvs/LCWK1_2002.pdf
- For every 100 girls ages 15 to 17 in correctional facilities there are 837 boys behind bars. <http://www.census.gov/population/www/cen2000/phc-t26.html>
- For every 100 women ages 18 to 21 in correctional facilities there are 1430 men behind bars. <http://www.census.gov/population/www/cen2000/phc-t26.html>
- For every 100 women ages 22 to 24 in correctional facilities there are 1448 men in correctional facilities. <http://www.census.gov/population/www/cen2000/phc-t26.html>
- For every 100 women living in military quarters there are 642 men living in military quarters. <http://www.census.gov/population/www/cen2000/phc-t26.html>
- For every 100 women ages 18 to 24 years living in-group homes there are 166 men of the same age living in-group homes. <http://www.census.gov/population/www/cen2000/phc-t26.html>

- 
- **For every 100 females ages 20 to 24 that commit suicide 624 males of the same age kill themselves.** http://www.cdc.gov/nchs/data/dvs/LCWK1_2002.pdf

**Men account for
almost 80% of suicides**



William Fothergill 2018



Women outlive men in 212 of 221 countries


(Global Life Expectancy)

- 
- **For every 100 girls ages 15 to 17 in correctional facilities there are 837 boys behind bars.**

<http://www.census.gov/population/www/cen2000/phc-t26.html>

How guy relevant are you?



- 
- ➔ **COMPETENT:** having the capacity to function or develop in a particular way.
 - ➔ **PROFICIENT:** skillfulness in the command of fundamentals deriving from practice and familiarity.

Can you name a theorist, researcher, and/or scholar in the fields of Men's Studies?



Can you name a therapist, researcher, scholar in the fields of Men's Studies?

- Michael Gurian
- Jawanza Kunjufu
- Jeffrey Canada
- Will Courtenay
- Michael Kimmel
- William Pollack
- Shaun Harper
- Linda Sax
- Jackson Katz




Framing men's education & health disparities as a gender equity issue.



- ▶ Educating BAM about issues impacting them
- ▶ Helping BAM understand the precepts of equity and how it applies to them and others.
- ▶ Encouraging BAM to take responsibility for addressing their own disparities.
- ▶ Educating and raise awareness about the inequities facing BAM.
- ▶ Promote gender equity as a human right issue.




Gender Equality

- ▶ **Gender Equity** is a set of actions, attitudes, and assumptions that provide opportunities and create expectations about individuals, regardless of gender. WEEA Equity Resource Center
- ▶ **Gender Equity** is the process of allocating resources, programs, and decision making fairly to both males and females without any discrimination on the basis of sex...and addressing any imbalances in the benefits available to males and females. Canadian Association for the Advancement of Women and Sport and Physical Activity






**"Gender equality is
not a woman's issue,
it is a human issue.
It affects us all."**



Health Equity: Attainment of the highest level of health for all people. Health Equity means efforts to ensure that all people have full and equal access to opportunities that enable them to lead healthy lives. Healthy People 2020




Educational Equity activities promote the real possibility of equality of educational results for each student and between diverse groups of students. Barbara Bitters



INTENTIONAL

Something done on purpose



Creating an environment through site selection, staff selection, program development, content, and materials that reflect an understanding of the realities of the lives of **men** that addresses and responds to their strengths and challenges

(modified from Covington & Bloom)



Gender Specific & Responsive

Incorporating knowledge about gender group development and socialization into policies and practices.



Gender Responsive

- ▶ Gender specific services promote health.
- ▶ Provide effective and responsive interventions.
- ▶ Designed to help men find solutions to their unique problems and concerns.
- ▶ Developing services that are responsive and promote the healthy developmental needs of diverse populations.
- ▶ Engage men in their own health and wellness.
- ▶ Promotes safety
- ▶ Gender and culturally responsive to the needs of those serves.
- ▶ Services strive to provide proficient care.



Gender Specific vs. Predominantly Gendered

- ▶ Gender specific services emphasize the “uniqueness” of the whole person experience, while predominantly gendered services may only emphasize the experiential condition.

- ***“I freed a thousand slaves I could have freed a thousand more if only they knew they were slaves.”*** *Harriet Tubman*



“I helped a thousand men and I could have helped a thousand more if only they knew they were unhealthy.”



United Nations Universal Declaration of Human Rights

December 10, 1948

